

ECC 85

6,3V 0,435A

174V 4 mA
146V 5,5 mA



3,6V 3,6 mA
1,2V 8 mA
195V 3,6 mA
63V 2,3 mA

EBF 89

63V 0,3A

195V 7 mA
185V 5,8 mA



207V 5,5 mA
191V 5 mA
5,7V 32 mA
5,4V 30 mA

ECL 86

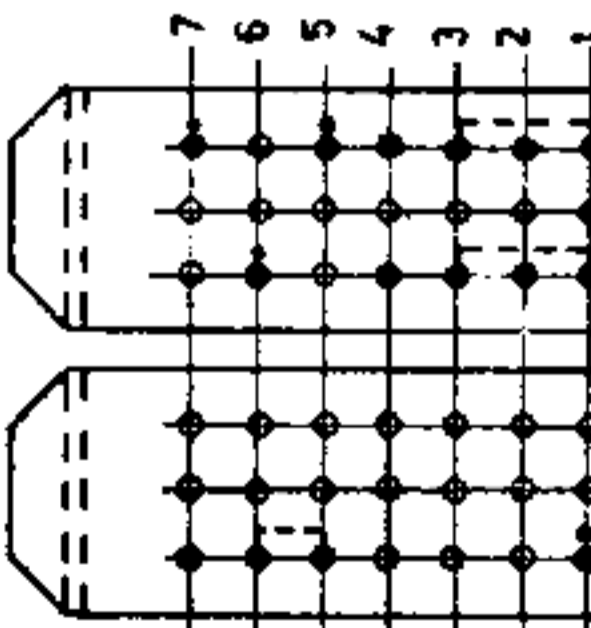
6,3V 0,78A

218V 26,5 mA
218V 25 mA




67V 0,5 mA
66V 0,46 mA

oben



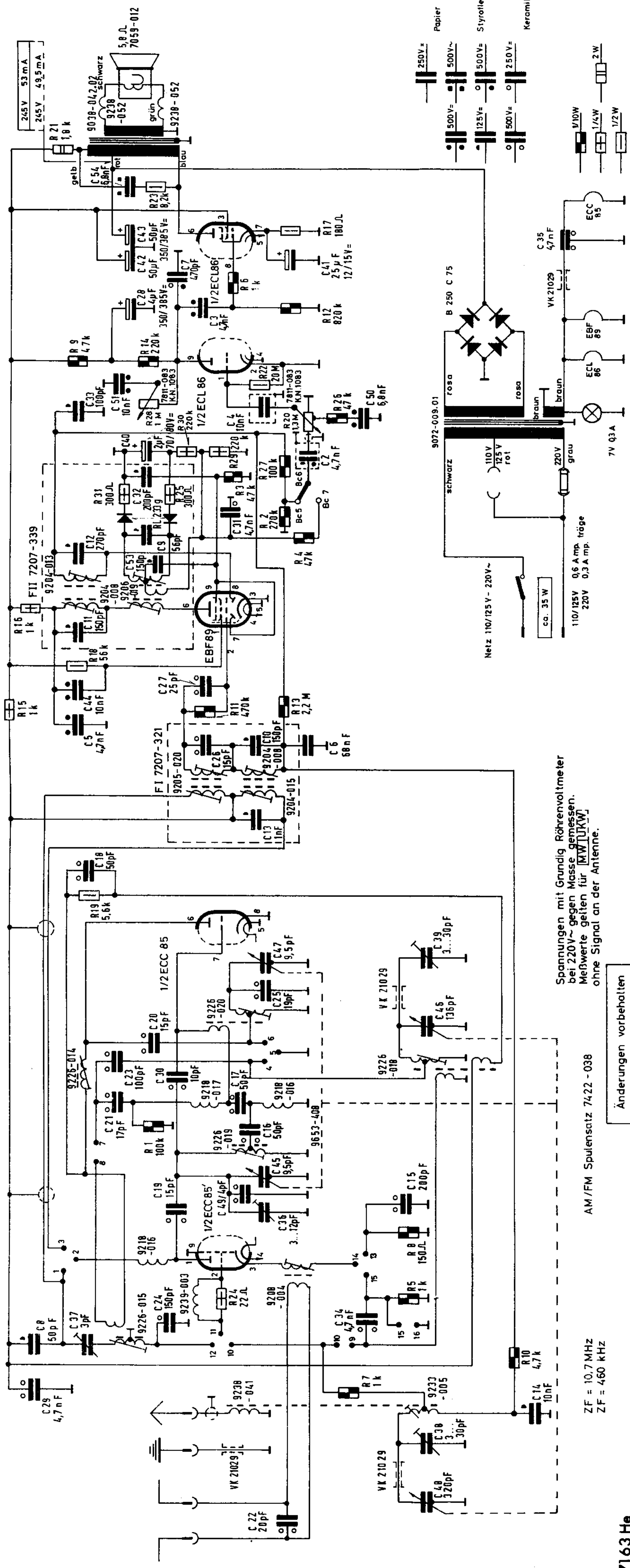
vorne



Schalter in Stellung MW gezeichnet

- Lötstützpunkt
- Blindkontakt
- Kontakt

Rückansicht, Tasten in Ruhestellung



7163 He

C:	22, 28, 39, 48, 59, 10, 15, 16, 17, 21, 30, 33, 36, 46, 47, 49, 50, 51, 53, 54, 55
R:	1, 2, 3, 4, 5, 6, 7, 8, 9, 10, 11, 12, 13, 14, 15, 16, 17, 18, 19, 20, 21, 22, 23, 24, 25, 26, 27, 28, 29, 30, 31, 32, 33, 34, 35, 36, 37, 38, 39, 40, 41, 42, 43, 44, 45, 46, 47, 48, 49, 50, 51, 52, 53, 54, 55



WERKE GMBH FÜRTH (BAY.)

AM/FM Super 2117

(11-1292-1101/S)